

(possible)

STRUCTURE AND OPERATING RELATIONSHIPS FOR THE SWELL NETWORK OF LEARNING COMMUNITIES

(SEPT 07)

Research Overview Team

Developing broad aims for each research context

Conceptualising possible focus areas and research project topics

Developing swill action research methodology

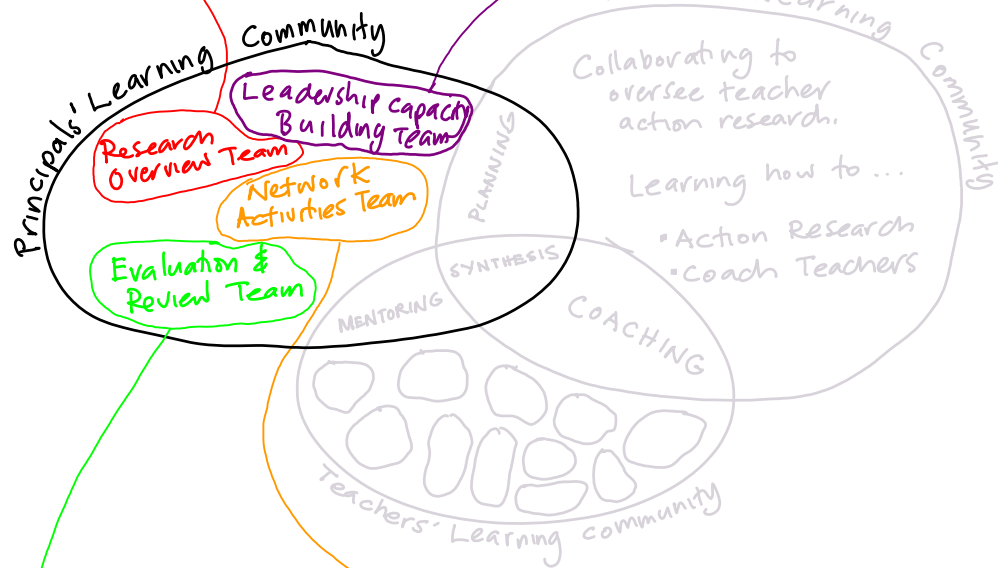
Leadership Capacity Building Team

Developing focus area and research topics with lead teachers

Overseeing implementation of 'action research' and 'coaching' PD for lead teachers

Overseeing the allocation and implementation of action research projects

Support-mentor-coach AP/ DPs and other future leaders



Evaluation and Review Team

Development of evaluation strategies including ...

- Baseline and endpoint assessment data analyses
- SWOT analyses
- Key personnel interview schedules
- Mid and endpoint surveys

Oversee collection and analysis of evaluation material.

Draw conclusions from data and make recommendations for improvement of network

Network Activities Team

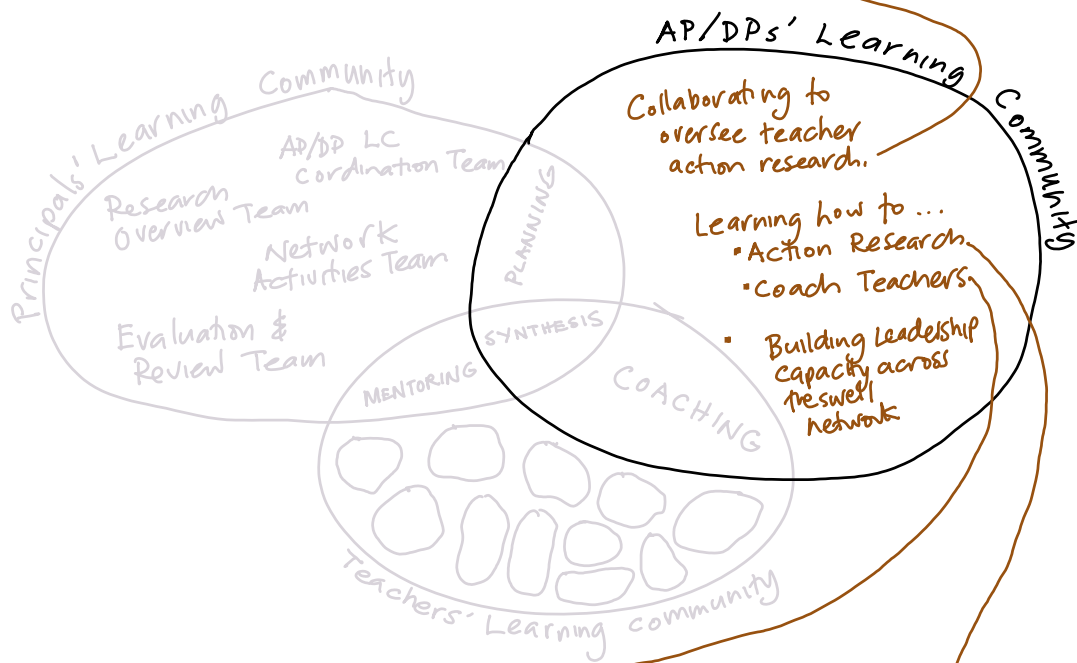
Development of programme for Principal LC meetings

Development of programme for AP/DPs' LC meetings in partnership with AP/DPs' LC Coordination Team

Development of programme for swill network workshops

Collaborating to oversee teacher action research

- Developing focus areas for research for each context
- Identify possible research topics for each focus area
- Allocating research project areas to teachers
- Assisting teachers to plan, implement, analyse and present research
- Contributing to the synthesis of results across focus areas

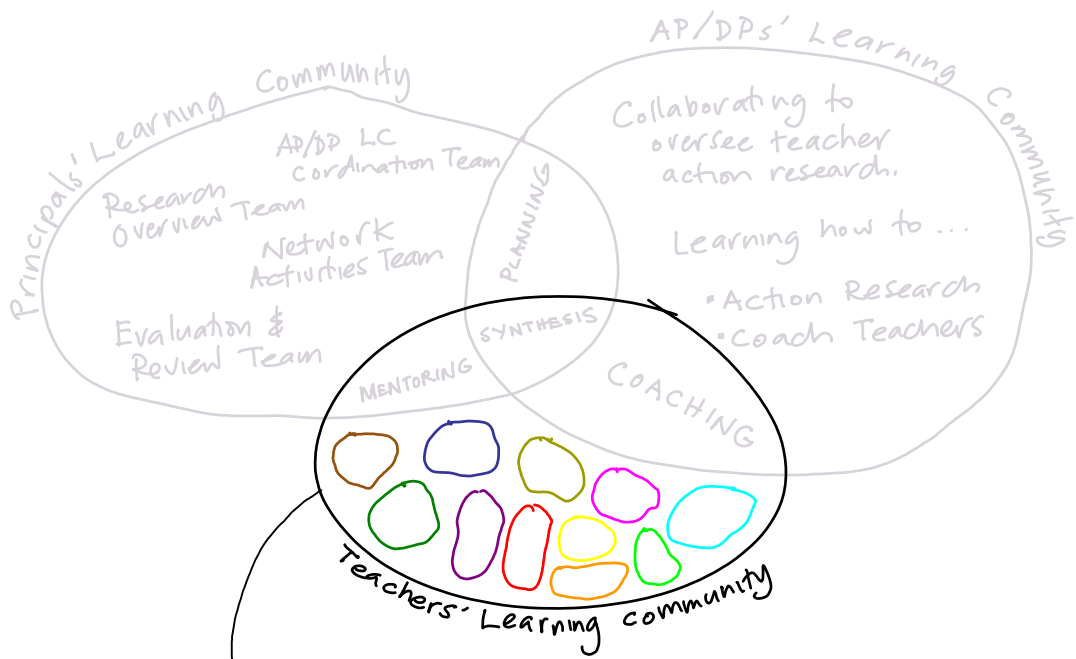


Coaching Teachers PD

- Learning how to support teachers to research by
 - developing a clear research plan
 - monitoring and reviewing progress against the plan
 - helping to collect relevant data
 - helping to analyse data
 - helping to present results.

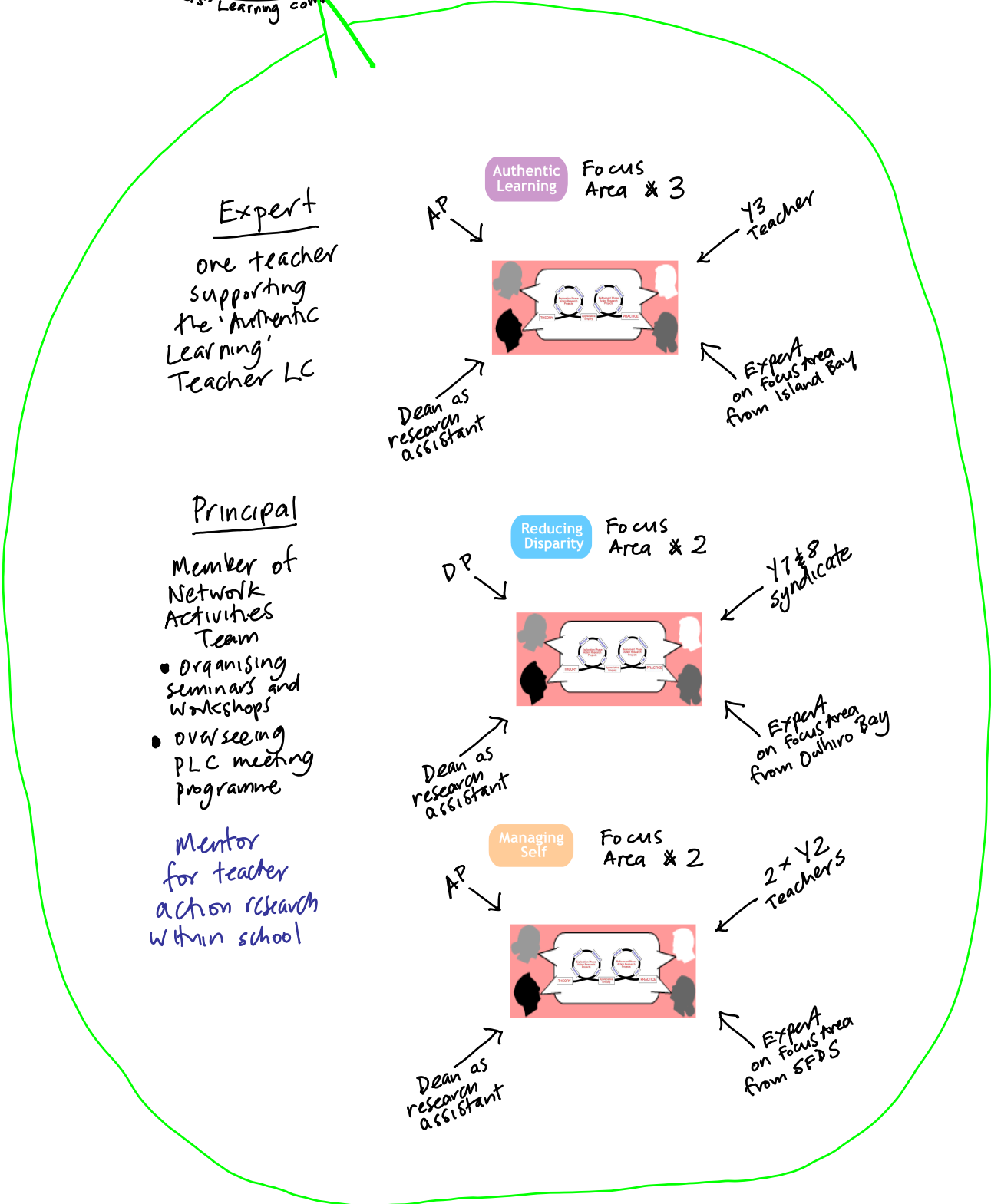
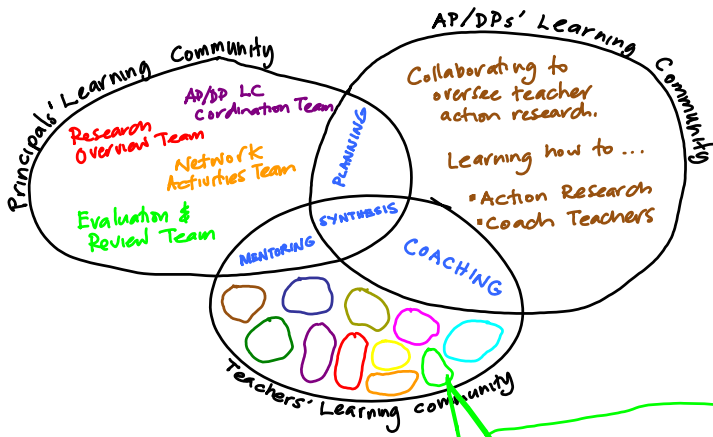
Action Research PD

- Learning how to undertake action research including
 - planning processes
 - inquiry
 - Problem Solving
 - Experiment
 - research methods and instruments
 - Analysing data
 - Drawing reliable conclusions



	BROAD AIMS	FOCUS AREAS	RESEARCH PROJECTS	RESEARCH TEACHERS	RESEARCH COACH	TOPIC EXPERT
Authentic Learning	•	•	•••	••••	••••	•
		•	•••	••••	••••	•
		•	•••	••••	••••	•
Reducing Disparity	•	•	•••	••••	••••	•
		•	•••	••••	••••	•
		•	•••	••••	••••	•
Managing Self	•	•	•••	••••	••••	•
		•	•••	••••	••••	•
		•	•••	••••	••••	•
Participating & Contributing	•	•	•••	••••	••••	•
		•	•••	••••	••••	•
		•	•••	••••	••••	•

An illustration of one school's involvement in the swell network



What next?

- Allocate principals to the four teams and undertake the following initial tasks.

- Research overview Team

Hold meeting(s)....

1. To develop broad aim statements for each of our four research contexts
2. To develop a list of focus areas within which research could take place for each context
3. To develop a list of possible research projects for each of the four areas
4. To begin the process of expanding the swell research methodology

- AP-DPs' Learning Community Coordination Team

Hold meeting(s)...

1. To set up meeting times and topics for the AP-DPs' LC in term 4.
2. To establish purpose of initial "Action Research" professional development for AP-DPs and organise sessions
3. To establish purpose of initial "Coaching Teachers" professional development for AP-DPs and organise sessions

- Evaluation and Review Team

Hold meeting(s)....

1. To establish baseline student achievement data collection process
2. To establish baseline surveys for principals, AP-DPs and teachers
3. To organise peer review of the swell network structure

- Network Activities Team

Hold meeting(s)....

1. To develop plan for principals meetings during Term 4 2007
2. To develop plan for professional development of teachers in Action Research during Term 1 2007
3. To develop plan for swell workshop during Term 1 holidays 2008 ← Thursday 2nd week
4. To develop plan for parent/whanau/community workshop during Term 4 2007